

**vetus**<sup>®</sup>

Installatie instructies  
 Installation instructions  
 Installationsanleitung  
 Instructions d'installation  
 Instrucciones de instalación  
 Istruzioni per l'installazione

**Ruitenwissers**

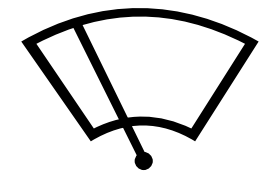
**Windscreen wipers**

**Scheibenwischer**

**Essuie-glaces**

**Limpiaparabrisas**

**Tergicristalli**

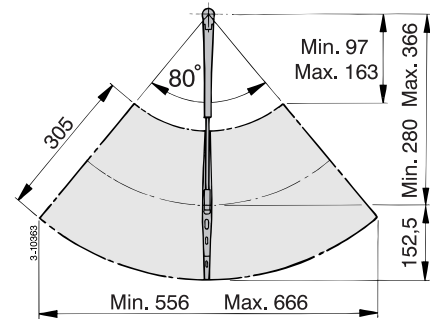


**ORW**  
**(12 V)**

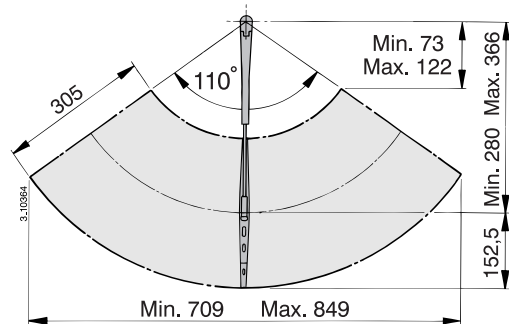
Copyright © 2005 Vetus den Ouden n.v. Schiedam Holland

**Wisoppervlakken**  
**Wiping surfaces**  
**Wischoberflächen**  
**Surfaces d'essuyage**  
**Superficies de barrido**  
**Superficie di pulitura**

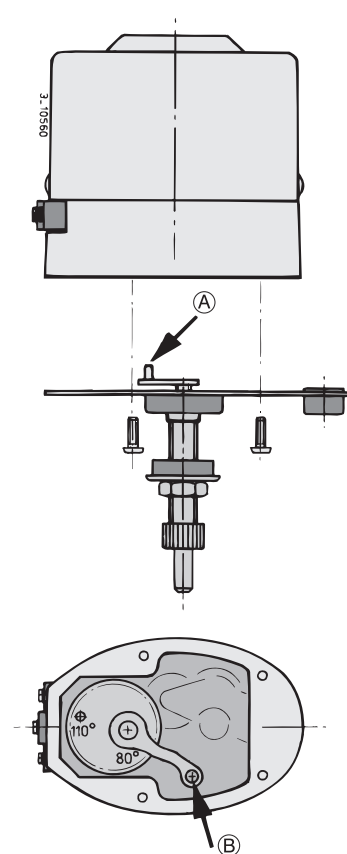
**80°**



**110°**

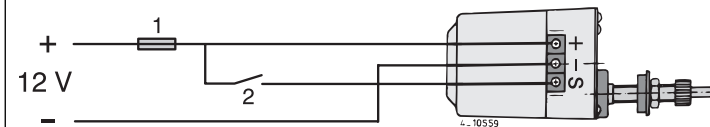


**1**

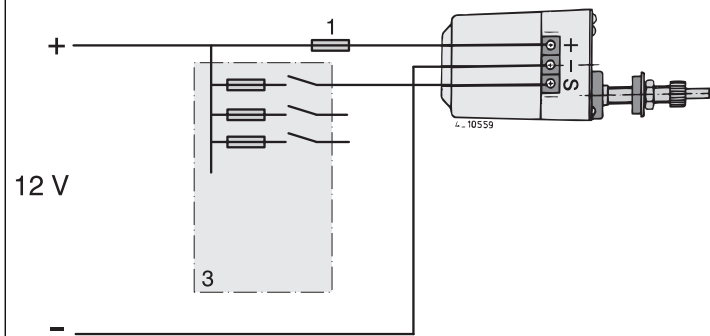


**Aansluitschema**  
**Wiring diagram**  
**Anschlußschema**  
**Schéma de raccordement**  
**Esquema de conexión**  
**Schema di collegamento**

**2**



**3**

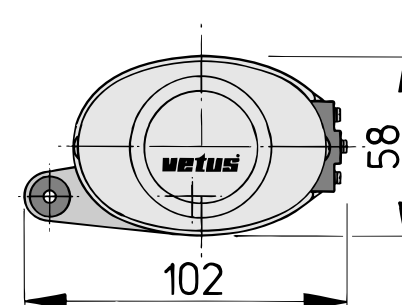
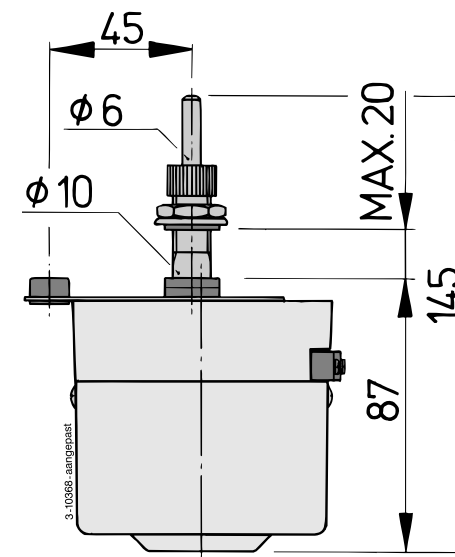


- |                 |                       |
|-----------------|-----------------------|
| 1 Zekering      | 1 Fusible             |
| 2 Schakelaar    | 2 Interrupteur        |
| 3 Schakelpaneel | 3 Tableau de commande |

- |                |                         |
|----------------|-------------------------|
| 1 Fuse         | 1 Fusible               |
| 2 Switch       | 2 Interruptor           |
| 3 Switch panel | 3 Panel de distribución |

- |                |                    |
|----------------|--------------------|
| 1 Sicherung    | 1 Fusibile         |
| 2 Schalter     | 2 Interruttore     |
| 3 Schaltkasten | 3 Quadro elettrico |

**Hoofdafmetingen**  
**Overall dimensions**  
**Hauptabmessungen**  
**Dimensions principales**  
**Dimensiones principales**  
**Dimensioni principali**



**vetus den ouden n.v.**

FOKKERSTRAAT 571 - 3125 BD SCHIEDAM - HOLLAND - TEL.: +31 10 4377700 - TELEX: 23470  
 TELEFAX: +31 10 4372673 - 4621286 - E-MAIL: sales@vetus.nl - INTERNET: http://www.vetus.com

Printed in the Netherlands  
 110210.07 02-05

vetus Windscreen wiper motor ORW, Wiper arm AS, Wiper blade BS

