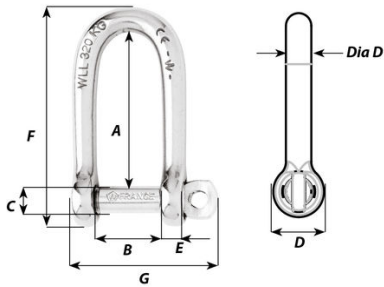


Self-locking long D shackle - Dia 10 mm

Part #1215





Description

Self-locking long shackle forged in grade 316L stainless steel
The pin is locked into one of the indentations
No risks of loose due to vibrations
Outstanding working and breaking loads
WLL: only for industrial applications
CE Marking and batch number



Applications

Standard applications of shackle requiring more length
Attachment applications: blocks, head ...

Technical information

Materials	316 stainless steel grade
 Working load (kg)	1520
 WLL (kg)	860
Breaking load (kg)	4300
Weight (g)	128
A (mm)	55
B (mm)	20
C (mm)	10
D (mm)	19
D diameter (mm)	10
E (mm)	9
G (mm)	79
H (mm)	52

Caption

-  Working load (WL) : for nautical applications
-  Working Load Limit (WLL): for industrial applications only.
The safety factor is 5 times the breaking load.
 $WLL = \text{Breaking load} / 5$

Wichard strives to ensure, to the best of its ability, the accuracy and the update of the information disseminated on this document, and reserves the right to correct at any time and without notice the content, as well as to evolve its products.

In the case of an industrial application, please contact our sales and technical department to validate the use of these products. The request for certificates can be made directly with the sales department when ordering the products.

Non-contractual pictures.